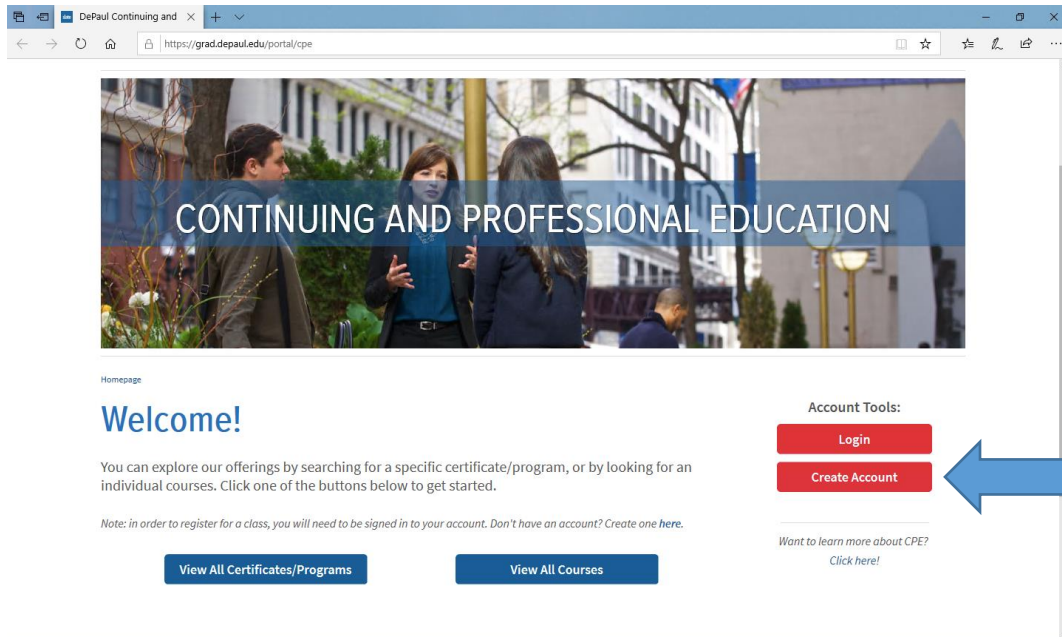


Creating an Account with Slate

1. Visit the new and improved website by clicking [here](#). It should look like this:



2. Click **Create Account** on the right side of the homepage.
3. Fill in your information including **First Name, Last Name, DOB, Preferred E-mail, Phone Number, and Mailing Address.**

A screenshot of the 'CPE Account Creation' form on the DePaul University website. The browser address bar shows 'https://grad.depaul.edu/register/?id=f7d9e844-fd08-43c4-b6d8-ffc36cde447d'. The DePaul University logo is at the top left. A navigation menu includes 'About', 'Academics', 'Admission & Aid', 'Student Life', 'Alumni & Friends', and 'Apply'. The form title is 'CPE Account Creation' with the instruction 'Create an account by filling out the form below.' The form fields are: 'First Name' (filled with 'Citali'), 'Middle Name' (empty), 'Last Name' (filled with 'Ventura'), 'Birthdate' (filled with 'August 4 1992'), 'Email Address' (filled with 'cventur2@depaul.com'), 'Preferred Phone Type' (filled with 'Home Phone'), 'Preferred Phone Number' (filled with '+1 312-362-6300'), and 'Mailing Address' (empty).

4. Check each program of interest and click **Submit** at the bottom of the page.

Country
United States

Street
14 E Jackson Blvd
Suite 1010

City
Chicago

State
Illinois

Postal Code
60604

Which programs are you interested in:

- Certificate for Online Digital Marketing Fundamentals
- Certificate in Advertising and Public Relations Essentials
- Certificate in American Payroll Association PayTrain?
- Certificate in Big Data Analytics
- Certificate in Building an Effective Marketing Plan
- Certificate in Business Analyst
- Certificate in Communication with Confidence
- Certificate in Content Marketing Strategy
- Certificate in Crisis Communication
- Certificate in Critical Thinking & Problem Solving for Managers & Leaders
- Certificate in DePaul Labor Leadership Certificate Program
- Certificate in Digital Marketing Fundamentals
- Certificate in Digital Marketing Strategy Certificate Program
- Certificate in e-Financial Planning
- Certificate in Effective Communication with Social Media
- Certificate in Effective Presentation & Communication Skills
- Certificate in Financial Planning
- Certificate in Foundations in HR

5. Once you have successfully registered for an account you will be taken to the page in the screenshot below.

(Note: Please save your temporary PIN as you will need this to make a unique password.)

6. Click **Create Password**.

Visit go.depaul.edu/fall2020 for information on fall quarter preparations.

DEPAUL UNIVERSITY

About Academics Admission & Aid Student Life Alumni & Friends Apply

CPE Account Creation

You have successfully registered for an account

To complete the account creation process you need to create a password. Please click the link below and follow these steps:

1. Enter your temporary PIN (053914073)
2. Enter your birthdate
3. Click "Login"

You will then be asked to create your new password.

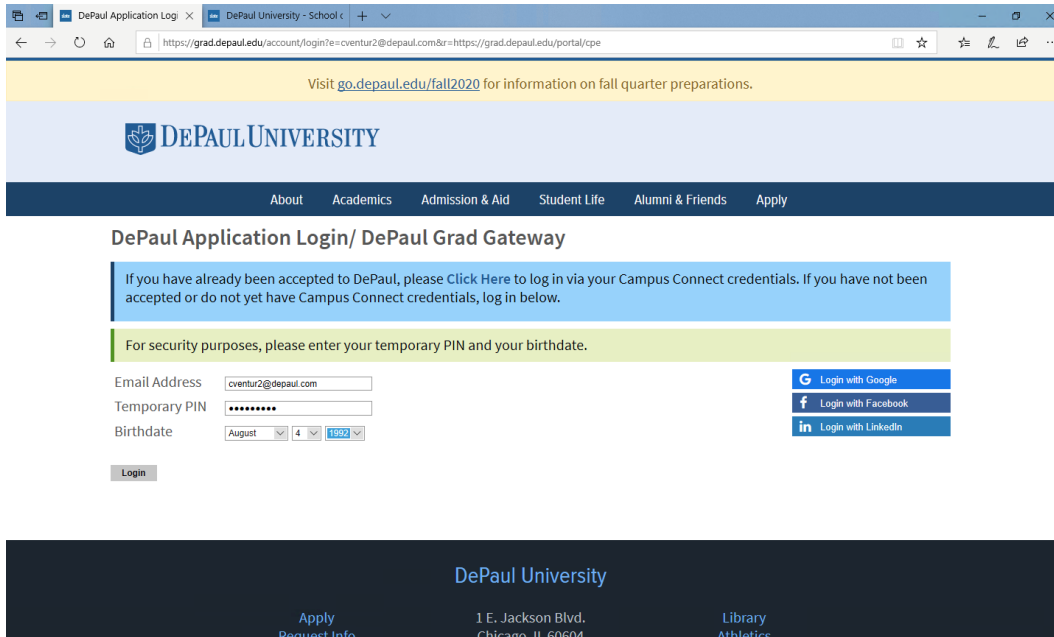
[Create Password](#)

An email has also been sent to cventur2@depaul.com with these instructions.

DePaul University

Apply Request Info | 1 E. Jackson Blvd. Chicago, IL 60604 | Library Athletics

7. Enter your **Email, Temporary PIN, and DOB** in order to create a password.



Visit go.depaul.edu/fall2020 for information on fall quarter preparations.

DEPAUL UNIVERSITY

About Academics Admission & Aid Student Life Alumni & Friends Apply

DePaul Application Login/ DePaul Grad Gateway

If you have already been accepted to DePaul, please [Click Here](#) to log in via your Campus Connect credentials. If you have not been accepted or do not yet have Campus Connect credentials, log in below.

For security purposes, please enter your temporary PIN and your birthdate.

Email Address

Temporary PIN

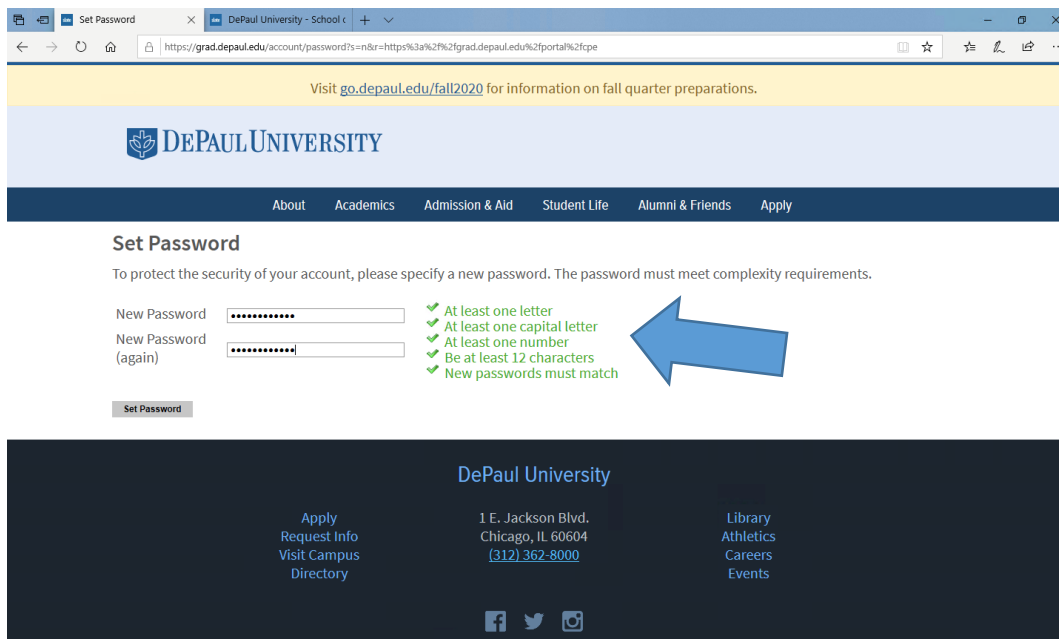
Birthdate

[Login with Google](#)
[Login with Facebook](#)
[Login with LinkedIn](#)

DePaul University

Apply Request Info | 1 E. Jackson Blvd. Chicago, IL 60604 | Library Athletics

8. Create a password following the indications given. (See screenshot below)



Visit go.depaul.edu/fall2020 for information on fall quarter preparations.

DEPAUL UNIVERSITY

About Academics Admission & Aid Student Life Alumni & Friends Apply

Set Password

To protect the security of your account, please specify a new password. The password must meet complexity requirements.

New Password

New Password (again)

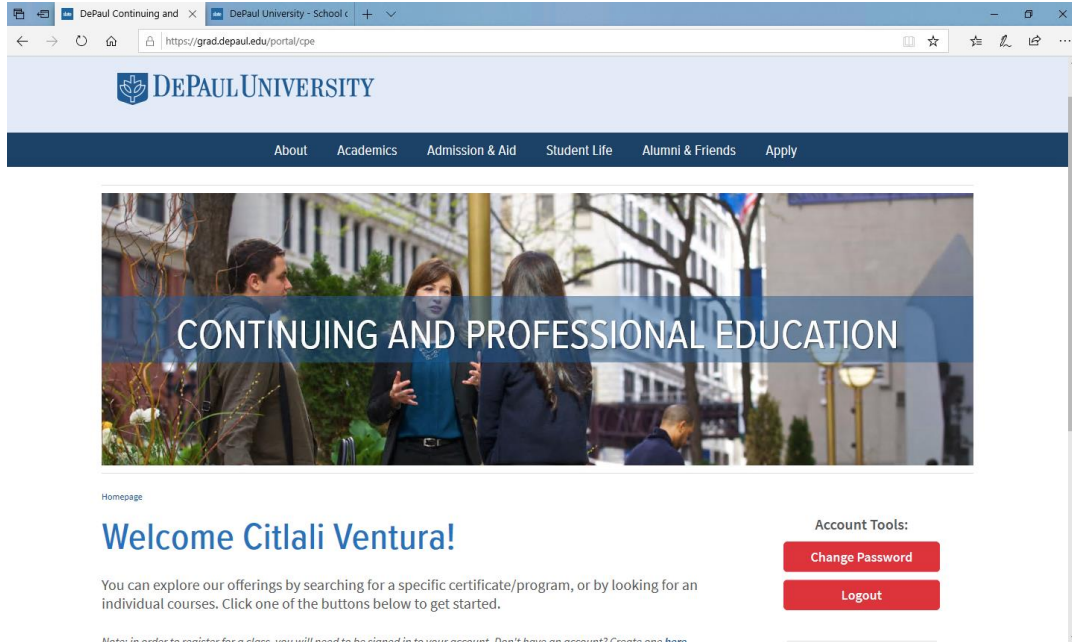
- ✓ At least one letter
- ✓ At least one capital letter
- ✓ At least one number
- ✓ Be at least 12 characters
- ✓ New passwords must match

DePaul University

Apply Request Info Visit Campus Directory | 1 E. Jackson Blvd. Chicago, IL 60604 (312) 362-8000 | Library Athletics Careers Events

[f](#) [t](#) [i](#)

9. You should now have an account with us allowing you to register for classes!



The screenshot shows a web browser window with two tabs: "DePaul Continuing and ..." and "DePaul University - School ...". The address bar displays "https://grad.depaul.edu/portal/cpe". The page header features the DePaul University logo and a navigation menu with links for "About", "Academics", "Admission & Aid", "Student Life", "Alumni & Friends", and "Apply". A large banner image shows three people in conversation, with the text "CONTINUING AND PROFESSIONAL EDUCATION" overlaid. Below the banner, the page is titled "Homepage" and "Welcome Citlali Ventura!". A message states: "You can explore our offerings by searching for a specific certificate/program, or by looking for an individual courses. Click one of the buttons below to get started." To the right, under "Account Tools:", there are two red buttons: "Change Password" and "Logout". A small note at the bottom reads: "Note: in order to register for a class, you will need to be signed in to your account. Don't have an account? Create one here."